

QUESTTEL

Broadcast Systems

3G-SDI/HDMI H.264 IP DECODER

DataSheet

B-HDMI-SDI-IP-DE



Intended Audience

This DataSheet has been written to help people who have to use, to integrate and to install the product. Some chapters require some prerequisite knowledge in electronics and especially in broadcast technologies and standards.

Disclaimer

No part of this document may be reproduced in any form without the written permission of the copyright owner.

The contents of this document are subject to revision without notice due to continued progress in methodology, design and manufacturing. QuestTel shall have no liability for any error or damage of any kind resulting from the use of this document.

Copy Warning

This document includes some confidential information. Its usage is limited to the owners of the product that it is relevant to. It cannot be copied, modified, or translated in another language without prior written authorization from QuestTel.

• 120FPS@1920 x 1080 • RTSP • Onvif • MPEG-TS • USB Recording

QuestTel's B-HDMI-SDI-IP-DE is a compact factor H.264 decoder specially designed for decoding real time internet streams to HDMI / SDI or Composite video interfaces.

The unit is equipped with hardware decoder module, which supports both H.264 and MJPEG codecs. While delivering high quality image and stable decoding, unit ensures a full compliance with all prominent internet protocols and technologies, B-HDMI-SDI-IP-DE supports many video streaming protocols, including RTSP, RTMP and MPEG-TS. B-HDMI-SDI-IP-DE is a unique solution for any high-end video application including iptv broadcasting or hd video surveillance.

QuestTel's portable iptv series includes matching encoder, which comes in similar casing and has a full capacity of encoding video from HDMI or SDI source to IP stream and transmitting it over local network or internet.

Key Features


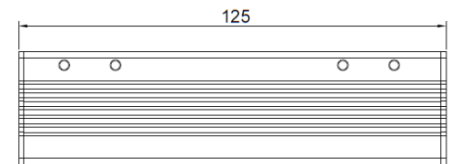
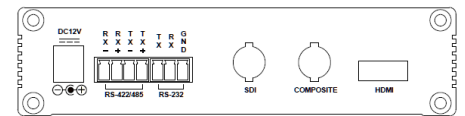
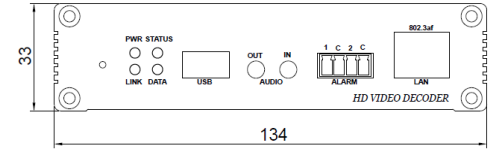
- Max. 120FPS @ 1920 x 1080
- HDMI / SDI / Composite Output
- H.264 / MJPEG
- Over 35 type of PTZ protocol
- USB recording
- Embedded Audio
- Dual Power (DC/PoE)
- RTSP / RTP / RTMP / Onvif

Specifications

SYSTEM	System Mode	Decoder
VIDEO	Codec	H.264, MJPEG
	Framerate	Max 120fps @ 1920x1080 (30fps @1080p for each channel)
	Output Resolution	352x240 ~ 1920x1080
	Streaming	H.264/MJPEG
	Burn-in OSD	Multi-lingual
AUDIO	Output	1 x HDMI (Type A) 1 x Composite (BNC) 1 x 3G-SDI (BNC)
	Compression	G.711 / AAC
	Sample rate	G.711: 8KHz, AAC: 32/44.1/48KHz
	Bitrate	G.711: 64Kbps, AAC: 64Kbps/128Kbps
	Streaming	Full duplex
NETWORK	Input	1 x Line-In (stereo, mini-stereo type)/Emvedded Audio
	Output	1 x Line-Out (stereo, mini-stereo type)
	Interface	Ethernet 10/100/1000base-T (RJ-45)
	Protocol	IPv4/v6, TCP, UDP, IGMP(Multicast), ICMP, DHCP, HTTP, HTTPS, RTP, RTSP, RTMP, FTP, SNMP, SMTP, UPnP, WS-Discovery, Zero, Configuration, NTP, DDNS
EVENT / ALARM	Security	Password protection, IP address filtering, HTTPS encryption
	Application Programming Interface	Truen protocol/SDK, ONVIF, PSIA, MPEG-TS
GENERAL	Event sources	Motion, Sensor input, Video loss, Client disconnection
	Event actions	Notification(E-mail), FTP, PTZ preset, Alarm control, Recording
	Housing	Aluminum
	Certifications	CE, FCC, KCC, RoHS
	External devices	2 x Alarm-Out (dry contact, NO) 1 x RS-232 port 1 x RS-422/485 port
	Edge storage	1 x USB 2.0 port
	Power Supply	Min DC12V/1.0A, PoE(Power over Ethernet): 802.3af
	Power Consumption	DC12V/PoE : Max 9.6W
	Operating Temp.	-10°C ~ 50°C (14°F ~ 122°F) / 20% ~ 80% RH
	Dimension	134.08(W) X 125.5(D) X 36.87(H)mm
Weight	470g	

Dimensions

(mm)



Application Drawing

Read before operating equipment.

1. **Cleaning** - Unplug this product from the wall outlet before cleaning. Do not use liquid cleaners or aerosol cleaners. Use a damp cloth for cleaning.
2. **Power Sources** - Use supplied or equivalent UL/CSA approved low voltage DC plug-in transformer.
3. **Outdoor Antenna Grounding** - If you connect an outside antenna or cable system to the product, be sure the antenna or cable system is grounded so as to provide some protection against voltage surges and built-up static charges. Section 810 of the National Electrical Code, ANSI/NFPA No. 70, provides information with respect to proper grounding of the mast and supporting structure, grounding of the lead-in wire to an antenna discharge unit, size of grounding conductors, location of antenna discharge unit, connection to grounding electrodes, and requirements for the grounding electrode.
4. **Lightning** - Avoid installation or reconfiguration of wiring during lightning activity.
5. **Power Lines** - Do not locate an outside antenna system near overhead power lines or other electric light or power circuits or where it can fall into such power lines or circuits. When installing an outside antenna system, refrain from touching such power lines or circuits, as contact with them might be fatal.
6. **Overloading** - Do not overload wall outlets and extension cords as this can result in a risk of fire or electric shock.
7. **Object and Liquid Entry** - Never push objects of any kind into this product through openings as they may touch dangerous voltage points or short out parts, resulting in a fire or electric shock. Never spill liquid of any kind on the product.
8. **Servicing** - Do not attempt to service this product yourself as opening or removing covers may expose you to dangerous voltage or other hazards. Refer all servicing to qualified service personnel.
9. **Damage Requiring Service** - Unplug this product from the wall outlet and refer servicing to qualified service personnel under the following conditions:
 - When the power supply cord or plug is damaged.
 - If liquid spills or objects fall into the product.
 - If the product is exposed to rain or water.
 - If the product does not operate normally by following the operating instructions. Adjust only those controls that are covered by the operating instructions. An improper adjustment of other controls may result in damage and will often require extensive work by a qualified technician to restore the product to its normal operation.
 - If the video product is dropped or the cabinet is damaged.
 - When the video product exhibits a distinct change in performance, this indicates a need for service.